
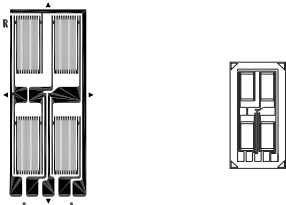
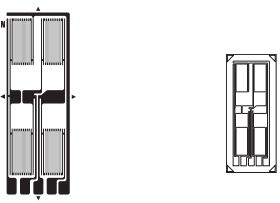


Transducer-Class® Strain Gages

GAGE PATTERN	Actual size shown. Enlarged when necessary for definition.		GAGE DESIGNATION See Note 1	RES. IN OHMS	STANDARD CREEP CODE	ENCAPSULATION OPTION AVAILABLE
	DIMENSIONS	inch millimeter				

				Low-cost full-bridge gage for bending-beam transducers. †BAL is balanced to $\pm 0.4\text{mV/V}$, but RG is $350\ \text{ohms} \pm 15\%$		
GAGE LENGTH	OVERALL LENGTH	GRID WIDTH	OVERALL WIDTH	J2A-XX-S1425-35B	BAL $\pm 0.4\ddagger$	N/A
0.050	0.260	0.050	0.220			
1.28	6.66	1.28	5.64			
MATRIX SIZE	0.32 L x 0.25 W		8.2 L x 6.4 W			

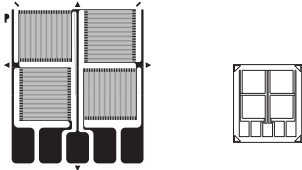
				Compact full-bridge pattern for use on small, double-bending beams. Axial grid centerline spacing 0.250 in (6.35 mm).			
GAGE LENGTH	OVERALL LENGTH	GRID WIDTH	OVERALL WIDTH	N2A-XX-S055R-350	350 $\pm 0.2\%$	R	E2
0.125	0.465	0.060	0.189				
3.18	11.81	1.52	4.80				
MATRIX SIZE	0.54 L x 0.26 W		13.7 L x 6.6 W				

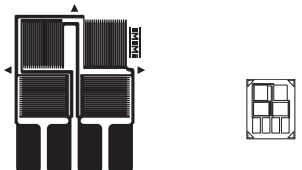
				Similar to S055R pattern except axial grid centerline spacing 0.330 in (8.38mm).			
GAGE LENGTH	OVERALL LENGTH	GRID WIDTH	OVERALL WIDTH	N2A-XX-S014N-350	350 $\pm 0.2\%$	N	E2
0.125	0.545	0.060	0.189				
3.18	13.84	1.52	4.80				
MATRIX SIZE	0.62 L x 0.26 W		15.8 L x 6.6 W				


Note 1: All products are RoHS compliant.

Transducer-Class® Strain Gages

GAGE PATTERN	Actual size shown. Enlarged when necessary for definition.	GAGE DESIGNATION See Note 1	RES. IN OHMS	STANDARD CREEP CODE	ENCAPSU- LATION OPTION AVAILABLE
	DIMENSIONS				

				Full-bridge pattern for single-surface gaging of transducers.			
GAGE LENGTH	OVERALL LENGTH	GRID WIDTH	OVERALL WIDTH	N2A-XX-S056R-350 N2A-XX-S120P-10C	350 ± 0.2% 1000 ± 0.2%	R* P*	E2 E2
0.100	0.345	0.120	0.295				
2.54	8.76	3.05	7.49				
MATRIX SIZE	0.41 L x 0.36 W		10.4 L x 9.1 W				

				Low-cost full-bridge gage for bending-beam transducers. †BAL is balanced to ± 0.4mV/V, but RG is 1200 ohms ± 15%.			
GAGE LENGTH	OVERALL LENGTH	GRID WIDTH	OVERALL WIDTH	N2A-XX-S1449-1KB	BAL ± 0.4†	N/A	E2
0.070	0.258	0.070	0.195				
1.78	6.55	1.78	4.95				
MATRIX SIZE	0.31 L x 0.25 W		7.9 L x 6.4 W				

				Low-cost, full-bridge pattern for bending-beam transducers. †BAL is balanced to ± 0.4mV/V, but RG is 350 ohms ± 15%.			
GAGE LENGTH	OVERALL LENGTH	GRID WIDTH	OVERALL WIDTH	N2A-XX-S1612-35B	BAL ± 0.4†	N/A	E2
0.070	0.238	0.070	0.190				
1.78	6.04	1.78	4.83				
MATRIX SIZE	0.27 L x 0.23 W		7.0 L x 5.8 W				

*Only creep code available for this gage type.

Note 1: All products are RoHS compliant.